

KT19 II SERIES

THE KT19 II IS THE REFERENCE CLASS OF RADIATION THERMOMETERS. NON-CONTACT TEMPERATURE MEASUREMENT FOR DEMANDING, VERY FAST AND PRECISE APPLICATIONS.



MAIN FEATURES

- ✓ 18 standard spectral ranges
(with measuring temperature ranges from -100 to 3000 °C)
- ✓ Very fast response time ≥ 5 ms even at low temperatures
- ✓ Measured value resolution of 0.01 °C
- ✓ Optional viewfinder
- ✓ User friendly keyboard with display
- ✓ Complete accessory packages available



KT19 II Series allows non-contact temperature measurement for demanding, very fast and precise applications. Thanks to the vast variety of available configurations, the KT19 II is a high-tech specialist with a broad impact that delivers the highest performance.

MAIN FEATURES

The KT19 II Series was designed for a very wide range of applications such as research, in laboratories, factory automation and manufacturing process quality control.

More than 530 field of view options are available. Measurement diameter starting from 0.7 mm and distance-to-spot-size ratio up to 250 : 1 are available.

Via the serial interface, it is also possible to set parameters of the KT19 II series and to set the measured value "recording". View finder option or camera set support laser aiming options. The KT19 II Series offers a wide range of options such as lenses, pilot or focus laser, as well as mounting equipment and other accessories. A calibration certificate can be issued upon customer request.

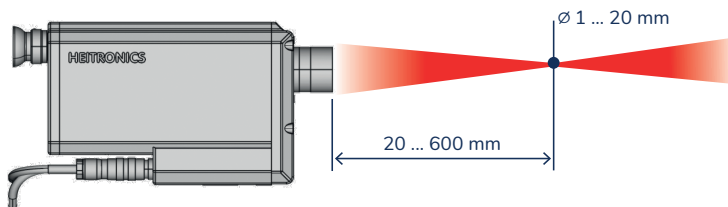
OVERVIEW



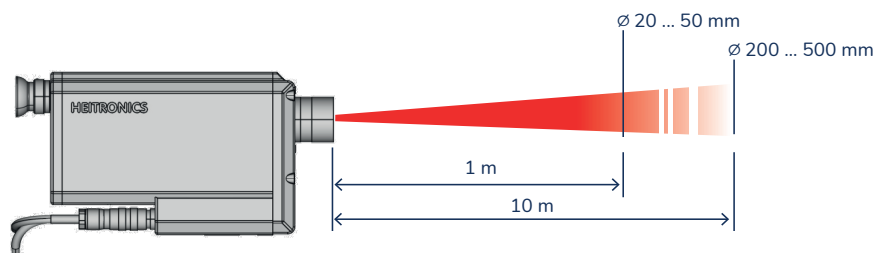
LENSES

A large selection of lenses is available to optimize the required measurement. The following figures show the measuring spot sizes depending on the distance between the thermometer and the object to be measured. Detailed field of view diagrams depend on temperature range, spectral range and other specific application criteria.

CLOSE FOCUS



FAR FIELD FOCUS



INTERFACES

KT19 II Radiation Thermometers have a configurable analog output. It can be set as voltage or mA output and scaled to a desired temperature range. The devices can be parameterized via serial interface using HEITRONICS EasyConfig or EasyMeas software.

Measured (value) data is exchanged by serial ASCII protocol and can be evaluated via EasyMeas software or with software provided by the customer.

ANALOG INTERFACES	DIGITAL INTERFACE
Analog output > 0 ... 1 V, 0 ... 10 V; 0 ... 20 mA, 4 ... 20 mA > Actual, maximum or minimum value (scalable)	> RS232 (others via accessories)
Analog input > 0 ... 10 V > Compensation of ambient temperature influence, transmittance, reflection and emissivity	Software > EasyConfig configuration and display software > EasyMeas includes recording and playback (option)
Thermal switch option > Switching temperature > 70 °C > Maximum load ≤ 48 V, ≤ 0.5 A > Internal temperature alarm	ASCII universal protocol to use with > other hyperterminal software (not supplied by HEITRONICS) > customer based Data exchange
	Digital output option > 2x open-collector-output > Threshold detection Min, Max temperature value > Alarm status
	Digital input option > Dry contact switch > Operating voltage or open-collector > Reset of memory, (de-)activate digital outputs or laser


MODELS

MODEL	SPECTRAL RANGE	APPLICATION	
KT19.01 II	2.00 ... 2.70 μm	➤ High temperatures	Metals, metal oxide, Ceramic, Glass volume
KT19.02 II	2.00 ... 4.50 μm	➤ Low temperatures	
KT19.21 II	3.43 \pm 0.15 μm	➤ Thin plastic films with CH band ➤ Organic coating materials (oil, paint)	Plastic films
KT19.23 II	6.80 \pm 0.15 μm	➤ Thin plastic films (e.g. PE, PP, PVC)	
KT19.24 II	7.93 \pm 0.15 μm	➤ Thin plastic films (e.g. PET, PA, fluorocarbon)	
KT19.25 II	8.05 \pm 0.15 μm	➤ Thin plastic films (e.g. PTFE, PET, PVC)	
KT19.41 II	3.90 \pm 0.10 μm	➤ Glass volume ➤ Measurements through hot gases and flames	Glass, Quartz Gases
KT19.42 II	4.90 ... 5.50 μm	➤ Glass (processing), quartz	
KT19.43 II	7.50 ... 8.20 μm	➤ Glass, quartz, ceramics, thin glass	
KT19.45 II	7.50 ... 7.90 μm	➤ Ultra-thin glass and minimized influence of background temperatures	Hot gases, Flames
KT19.61 II	4.26 \pm 0.13 μm	➤ Hot gases and flames (CO ₂ band)	
KT19.62 II	4.50 \pm 0.10 μm	➤ Hot gases and flames (CO ₂ and CO band)	
KT19.63 II	4.66 \pm 0.10 μm	➤ Hot gases and flames (CO band)	Combustion gas
KT19.67 II		➤ Boiler diameter < 4 m	
KT19.69 II		➤ Hot gases in incinerators, rotary kilns	
KT19.81 II	8.00 ... 10.00 μm	➤ Paper, textiles, rubber, wood, ceramics, thicker plastics (> 1 mm)	Materials without high surface reflectivity
KT19.82 II	8.00 ... 14.00 μm	➤ Painted or coated surfaces, asphalt, building materials	
KT19.83 II	8.00 ... 20.00 μm	➤ Electronic components, food, liquids	
KT19.85 II	9.60 ... 11.50 μm	➤ Meteorological, biological, agricultural studies, large measuring distances	
KT19.xx II		➤ Several spectral ranges available, temperature range depending on application	Special applications

MOUNTING AND ACCESSORIES



Dispersion free mirror optic



Mounting flange example



Cooling jacket with adapter for mounting flange options

HEITRONICS

Infrarot Messtechnik



HEITRONICS Infrarot Messtechnik GmbH
Kreuzberger Ring 40
65205 Wiesbaden
Germany

Tel. +49 611 973 93 0
Fax +49 611 973 93 26
E-Mail: info@heitronics.com
www.heitronics.com

95583219 • 03/06/2021e

Specifications are subject to change without notice.